

# DEXSPAN™ PROJECT WORKSHEET

Customer: \_\_\_\_\_  
 Project: \_\_\_\_\_  
 Address: \_\_\_\_\_  
 \_\_\_\_\_  
 Phone: \_\_\_\_\_  
 Email: \_\_\_\_\_

Project #: \_\_\_\_\_  
 Unit Type: \_\_\_\_\_  
 Date: \_\_\_\_\_  
 Special Notes: \_\_\_\_\_  
 \_\_\_\_\_

## PROJECT SPECIFICATIONS

Deck Size:  L x  D  
 LL Spec:  40 psf  100 psf  
 DL Spec:  10 psf  22 psf  
 Joist OC:  12"  16"  24"






## FRAMING SYSTEM

Box Per:  BP253  BP254  LF/Quantity  
 Joist:  SJ251  SJ254

## POST SUPPORT

Max Spacing:  Quantity  
 Corner:  CP1  CP2   
 Mid Pt.:  MP1  MP2

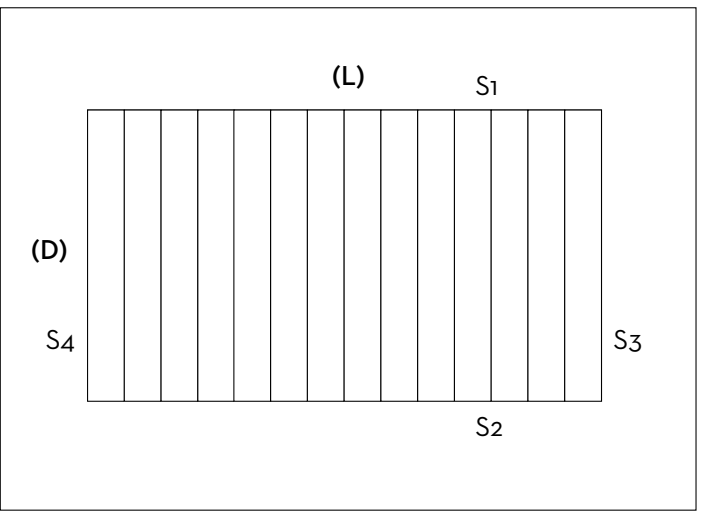
## STANDARD FINISHES

C1-Mill	BP	JOIST
Mill (C1M) 	<input type="checkbox"/>	<input type="checkbox"/>
C2-Anodized		
Clear (C2C) 	<input type="checkbox"/>	<input type="checkbox"/>
Bronze (C2BR) 	<input type="checkbox"/>	<input type="checkbox"/>
C3-Painted		
White 	<input type="checkbox"/>	<input type="checkbox"/>
Bronze 	<input type="checkbox"/>	<input type="checkbox"/>

## CUSTOM FINISHES

Notes: \_\_\_\_\_  
 \_\_\_\_\_  
 \_\_\_\_\_

## DECK FRAMING PLAN



## PERIMETER TRIM

No Trim:  Location   
 Trim:       
 Trim:

## RAIL POST SYSTEM / SUPPORTS

Post Size:   
 Corner Post:  Quantity:   
 Mid-Post:  Quantity:

## DECKING

Manufacturer:   
 Deck Board Width:  Gap/Space:   
 Slide-and-Hide™  Yes  No Quantity: